

My Personal Identity Mark

GO 1 and 3

Historians are unclear as to when the first person received their name. However, what historians do know is that people had unique ways of identifying each other without names.



LET'S GO BACK AND EXPLORE HOW PEOPLE COULD IDENTIFY WHERE WE HAD BEEN AND WHO WE ARE WITHOUT A NAME.

Name: _____

Picture 1:



Tell Me.....

1. What do you think this picture is?

2. What do you think this picture means?

3. How does this picture make you feel?

Picture 2:



Tell Me.....

1. What do you think this picture is?

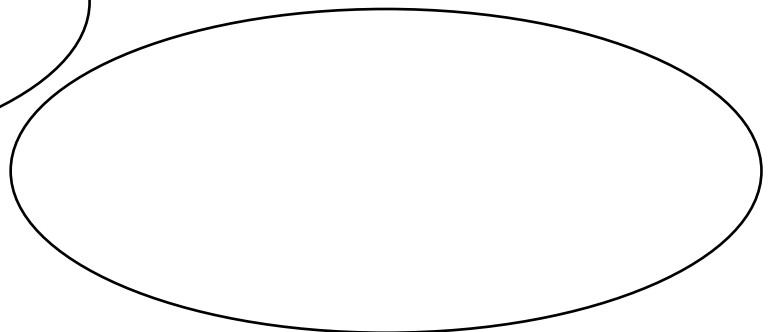
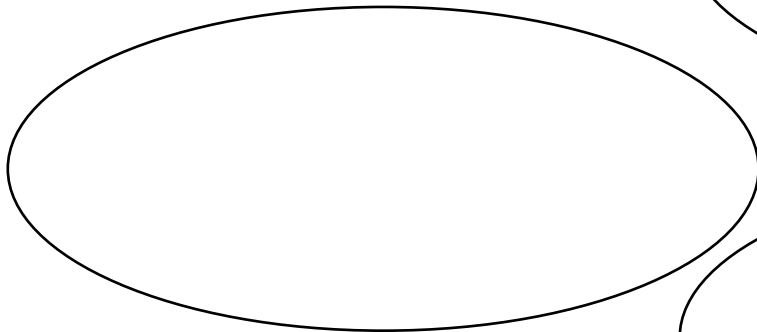
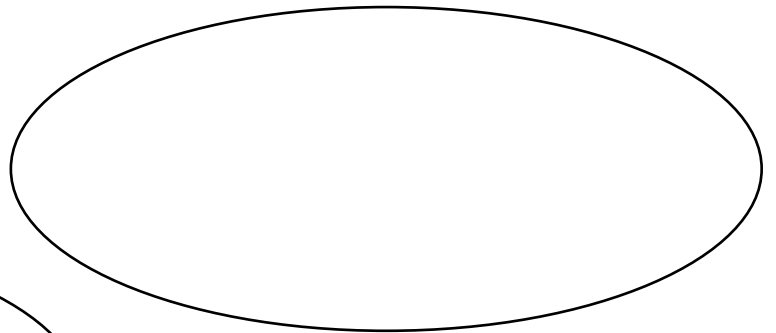
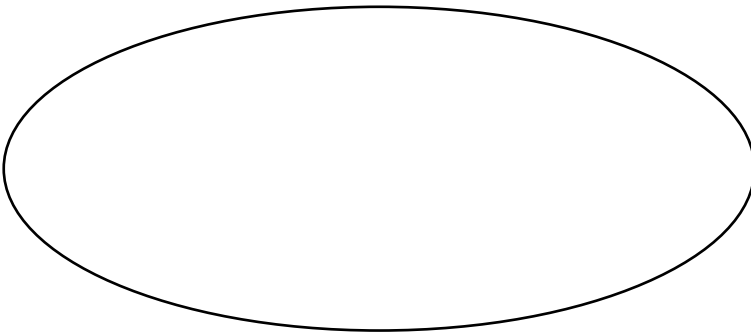
2. What do you see in this picture? What do you think is happening?

3. How does this picture make you feel?

Now consider.....

What do these two pictures have in common?

Present your answer by filling in the circles with different words or sentences. Be ready to share your answers.



Creating your identity mark.....

What you need:

- 1) Pencil crayons
- 2) White paper
- 3) Marker

Creating your hand print:

Step 1: Draw an outline of your hand on a sheet of paper. It is best to outline it in marker.



Step 2: Pick a color to start your first colour ring or pattern around your hand. (I started with the color black)



Step 3: Continue your pattern until the whole page (except for the inside of your hand print) is colored uniquely.

Next..... Imagine you are living in a world without names. Tell me where would you leave your identity mark to make sure you were remembered? (home, school, in Hawaii, etc)

If I lived in a world without names, I would leave my identity mark _____, _____ and _____ because _____ _____ _____.

Now..... You will be given two minutes to turn and talk to a partner about where you would leave your identity marker.

Finally..... Tell me your story of living in a world without names. Use one of the places listed above to tell me the story of leaving your identity mark. Be sure to include how you made your identity mark at this place and use descriptive language.

Here is a story frame to get you started.....

A long time ago there was a person who lived in a world without names. Since no one had a name, everyone had to leave an identity mark wherever they went. I am a person living in this world. Identity markers took time to create so people were extremely careful as to where they left an identity mark. I am going to tell you the story of where I left my first identity marker. It all started.....(blah blah blah) (add a bunch of sentences)This is the story of leaving my first identity marker.
--

As you start writing be sure to answer these questions in your narrative:

- 1) Where did you leave your first identity marker?
- 2) Why was it important for you to leave your identity marker here?
- 3) How did you make your first identity marker? What materials did you use? (paint, markers etc) Where did you leave your

A quiet reflection....

What was one thing you learned today?

What is one thing you found challenging today about writing a story about your identity marker?

What is one thing you are still wondering about.....

Now go add it to the I wonder board.